



❄ Choose to be Challenged ❄

December Project

The following activity extensions are provided for students to extend their learning. These projects provide opportunities to explore concepts that have been presented during class. Each student should decide on one or more projects for homework this month. I hope that the open design for homework will help students and families juggle the many extra evening demands during this month.

All projects are due on Monday, December 21.

1. Research toys from around the world and design a book or presentation that tells about and illustrates each type.
2. Investigate two holiday traditions and compare how each holiday is similar and how each is different. Christmas, Kwanzaa, Feliz Dia de los Reyes, Diwali, and Hanukkah are some examples. Prepare a presentation with a visual chart or poster to share with the class.
3. Research a country that you would like to learn about. You may wish to research a country that is part of your own heritage. Focus your fact-finding on how this country celebrates traditions and holidays. Organize your information into a large, over-sized travel brochure.
4. Have your family help you create a family tree. Go back as many generations as you can recall facts about. Create a **fancy** design and mount it on cardboard or in a picture frame. Consider making several copies to give as gifts. Note: Family tree making software programs should not be used for this project.
5. Self-design option. You and your parents may elect to design your own independent research topic. This should be a project related to cultural traditions or family heritage. Please submit a written proposal a general description of what you would like to do, to me for approval by **Monday, December 8.**

*This is your time to shine! Presentation is very important with this project. Computers can be used but you should not print pages off of the Internet and turn them in as your project. Your project must use your own words.. Neat handwriting is a **MUST!** Classroom materials are available to use for this project; ask when you need them. Don't wait until the last minute to complete your project! Use your best effort to make a project that you can be proud of!*



**BRING YOUR PROJECT IN FOR CHECK-INS ON
THURSDAY, DECEMBER 10 AND FRIDAY, DECEMBER 18**

✂ -----
DECEMBER PROJECT – Return on Tuesday, December 1

I am aware that my child, _____, has an independent homework project due on December 21. I understand that I may have to help my child organize their time or to gather materials. If we will be out of school traveling on December 21-23, I will make sure that my child turns in the project prior to our departure. Parent/Family Signature _____

Name: _____

DECEMBER PROJECT – TOPIC CHOICE SHEET

Due on Friday, December 4

Questions about my project:

Request for materials or information:

My project choice is :

Toys Around the World

Holiday Comparison

Research a Country





Family Tree

Other Project (Must be pre-approved by the teacher by Dec. 4)

Homework Schedule

Every night should include reading, math fact practice, and spelling word practice.

DECEMBER

Monday	Tuesday	Wednesday	Thursday	Friday
Nov. 30 December Project Assigned	1  Assignment Slip Due TODAY December Project	2 December Project	3 December Project	4  Choose Topic Choice Sheet Due TODAY December Project
7 December Project	8 December Project	9 December Project	10  December Project CHECK-IN #1 TODAY	11 December Project
14 December Project	15 December Project	16 December Project	17 December Project	18  December Project CHECK-IN #2 TODAY
21 DECEMBER PROJECT DUE December Project Sharing	22 December Project Sharing	23 December Project Sharing	24 NO SCHOOL WINTER BREAK	25 NO SCHOOL WINTER BREAK